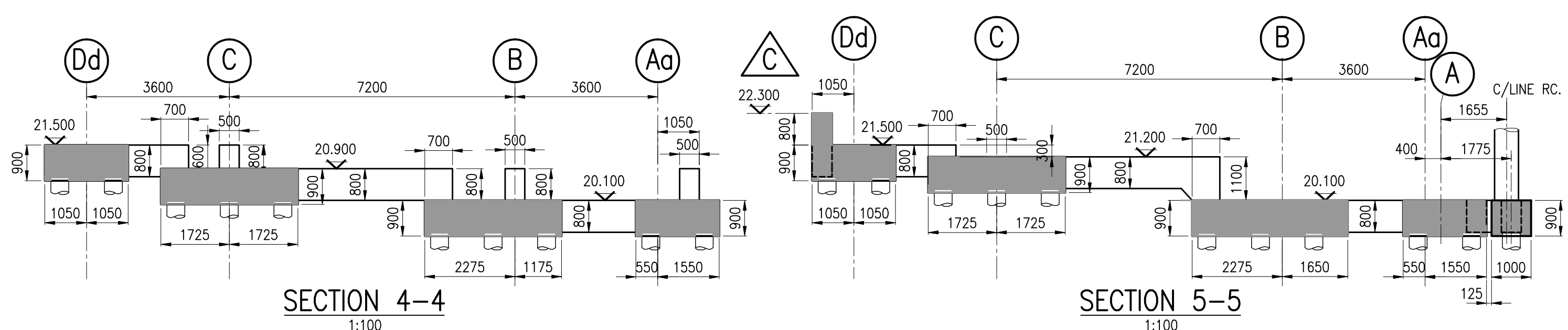
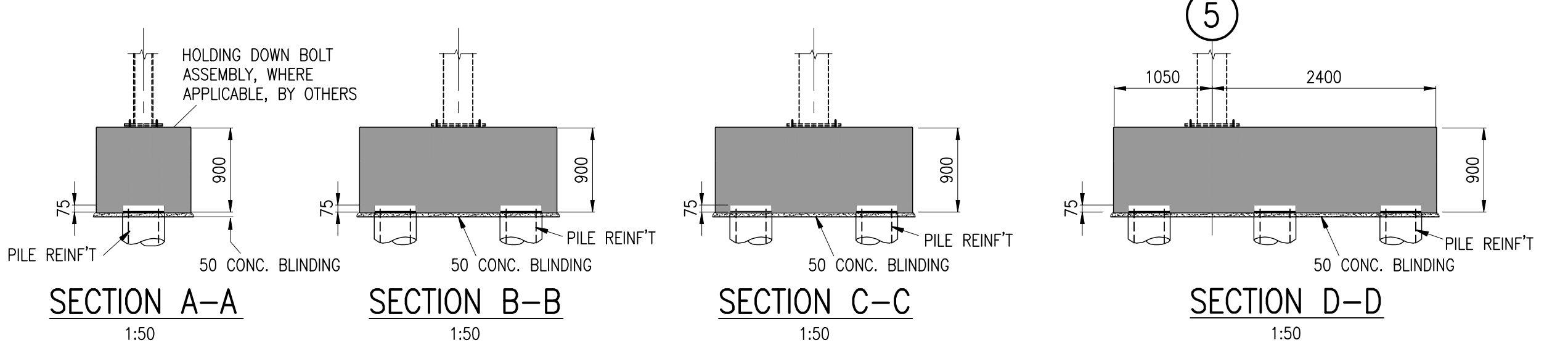
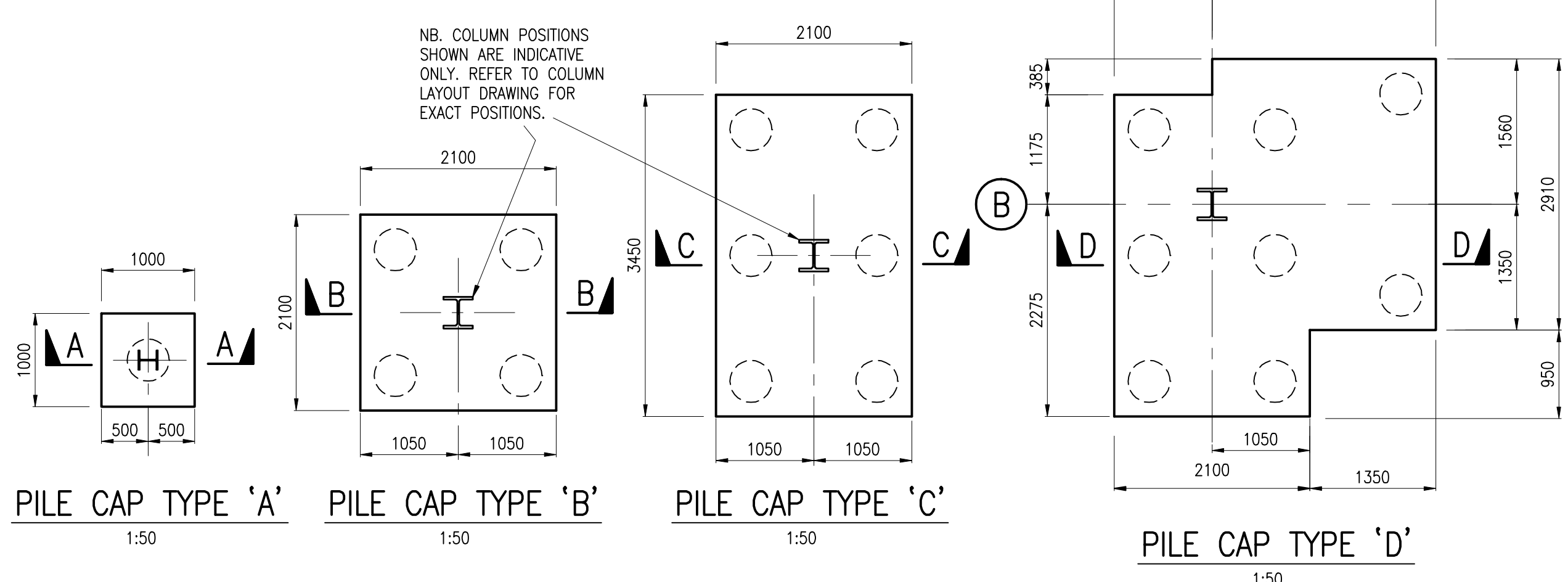


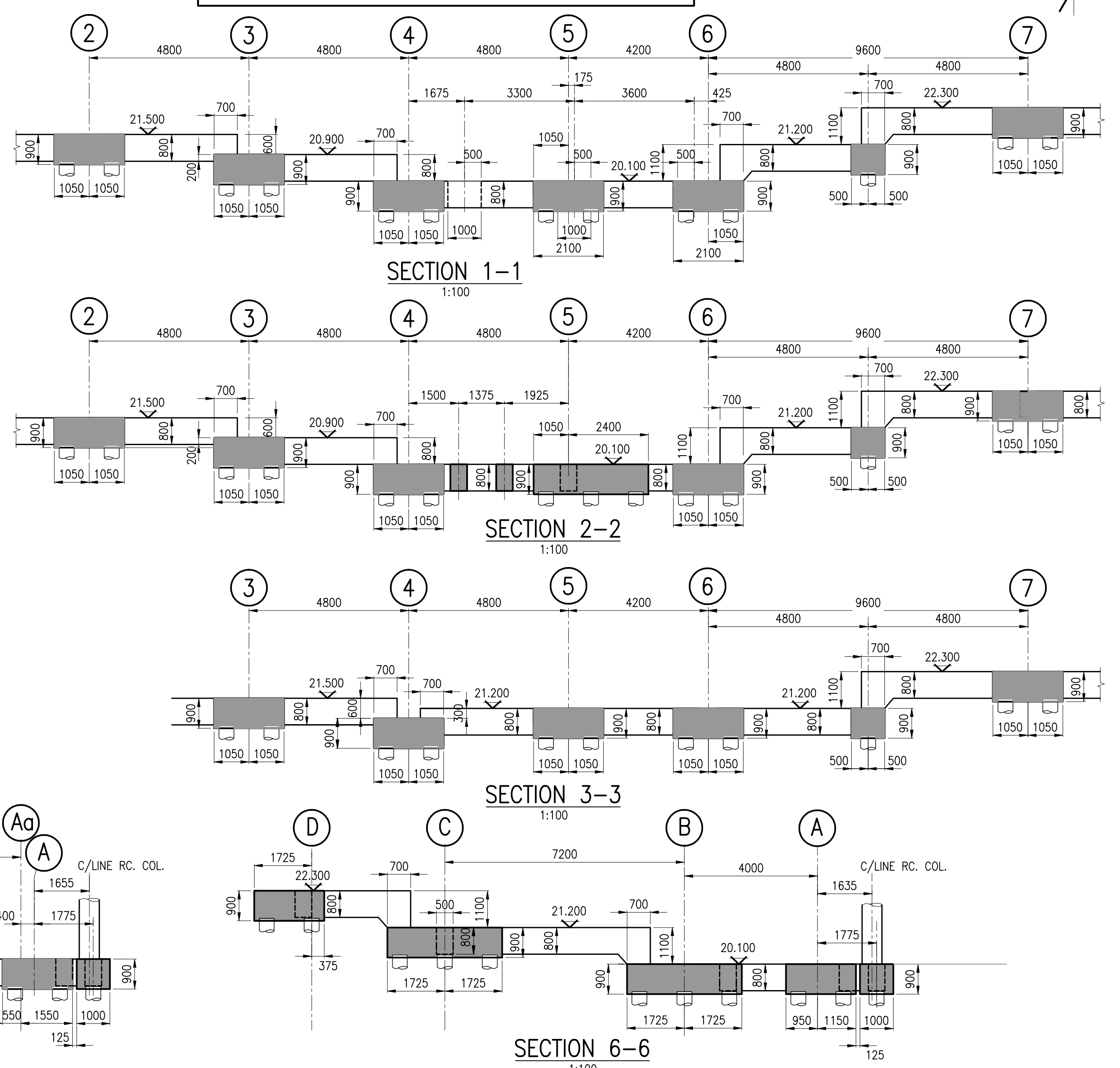
ALL RC. GROUND BEAMS 500x800dp., UNO.

PILE CAPS & GROUND BEAMS TO BE SET-OUT CENTRAL ABOUT GRID LINES, UNO.

NB. COLUMN POSITIONS SHOWN ARE INDICATIVE ONLY. REFER TO COLUMN LAYOUT DRAWING FOR EXACT POSITIONS.



ALL TOC. LEVELS @ 22.300, TO RIGHT OF GRIDLINE '7'



- NOTES
- FOUNDATION NOTES:
1. THIS DRAWING SHALL BE READ IN CONJUNCTION WITH ALL OTHER RELEVANT ARCHITECT'S DRAWINGS AND SPECIFICATIONS
 2. CONCRETE IN ALL FOUNDATION WORKS SHALL BE GRADE RC35, CEMENT CLASS DS-2, USING 20mm MAX AGGREGATE SIZE IN ACCORDANCE WITH BS: 8110 1997 AND BS EN 205-1 & BS: 8500 2000
 3. REINFORCEMENT SHALL BE ACCURATELY PLACED AND SECURELY FIXED IN POSITION USING ADEQUATE SPACERS AND TIE WIRES TO ENSURE NO MOVEMENT DURING PLACING OF THE CONCRETE
 4. CONCRETE MIX'S:
REINFORCED FOUNDATIONS = RC35
BLINDING CONCRETE = GEN 3
 5. COVER TO REINFORCEMENT = 40mm U.N.O.
 6. ALL EXISTING SERVICES SHALL BE IDENTIFIED BY THE CONTRACTOR AND DEALT WITH AS DIRECTED BY THE CONTRACT ADMINISTRATOR PRIOR TO ANY EXCAVATION WORK

MK	REVISIONS	BY	DATE	CHK
----	-----------	----	------	-----

STATUS: -
AS-BUILT

DRAWN BY: J L DATE: 26/2/07
CHECKED BY: S H DATE: 26/2/07
PROJECT ENGINEER: -- DATE: --

CLIENT:
CTP & JAMES

ARCHITECT:
FaulknerBrowns

CONTRACT
**WAKEFIELD WATERFRONT
PHASE 1,
BUILDING 20**

SEJC Consulting Engineers
Consulting Structural & Civil Engineers

Sanderson House, Station Road, Horforth, Leeds LS18 5NT
Telephone 0113 2590090 Fax 0113 2590640

DRAWING TITLE	
PILE CAP & GROUND BEAM LAYOUT	
SCALES	1:125 1:100 (@A1)
CONTRACT No	DRG No
501180C	20-008